


CANKIDS...KIDSCAN ANNUAL REPORT

2016-17




The Chairman's Message...



From Chairman's Desk

I take immense pleasure in presenting The 5th Annual Report of CanKids...Kidscan for the year 2016-17. This year has been a year of Amazing Growth and Heart Warming Stories for CanKids that motivated and inspired the CanKids Team to reach out to more and more children with cancer to achieve the desired objective of improving their survival rate.


Our program and services have grown by leaps and bounds as witnessed by 45% increase in the total expenditure from Rs. 8.54crores in the previous Financial Year to Rs. 12.35crores in the current Financial Year. With registration of 5047 new children under our Flagship Initiative YANA – You Are Not Alone the total number of families directly supported by the organization increased to 26184 since the beginning of our operations in the year 2004 as a unit of Indian Cancer Society, Delhi Branch.



The seed that was sown in the year 2004 as a unit of Indian Cancer Society, Delhi Branch has grown over the years as a National Society, with total workforce 958, which include 182 paid staff and 71 regular volunteers and remaining as Path Pradarhak Parivarik Sahayak Group P(3)SG members and Kidscan Konnect – KCK members.

Our collaboration and partnership with donors like Deutsche Bank India, COROB, Indo Rama Foundation, First Capital Insurance, HDFC Life, Parekh Foundation, ABFS, EXL Services, Gokul and Lakshmi Laroia, Jiv Daya Foundation (JDF) and State Governments has further strengthened during the Financial Year.

This Annual Report provided an essence of the Programme undertaken by us in this year. Some of the highlight points include starting of India Social Support OPDs to provide holistic approach to the pediatric cancer patients from our Palliative Care Center at New Delhi.



We have many challenges ahead in our efforts to achieve our enshrined goal of bringing a change in the Childhood Cancer in India by improving the survival rate of children faced with cancer at par with the international standards. We have the vision, the energetic team and know-how to achieve this critical step towards reducing the incidence of childhood cancer in India.




I hope this report will raise awareness and help mobilize the resources a crucial ingredient for success.



Poonam Bagai
Chairman






Dear CanKids Member of Society

Thank you for your support to CanKids Kidscan- The National society for Change for Childhood Cancer in India. As we head into our 5th AGM as an independent National Society, the Board of Governors is pleased to share with you our achievement and progress in FY 2016-17.

2016-2017- An year of Amazing Growth for Cankids and Heart warming stories that motivated and inspired us to keep reaching out to children with cancer and their families, to keep rising to the challenge of helping more and more and doing more and more.



HIGH POINTS




We crossed the US \$2 million USD mark as funds raised in donations and grants in the FY 2016 was over Rs 13 crores

A Big thanks to our donors, supporters, CSR and Foundation partners and resource mobilization partnerships.

As well as to our Cankids Board, Management Team and Ambassadors as well as Resource Mobilization and Finance Teams headed by Arvind Kumar guided by Board Finance Committee chaired by Neena Manchanda Treasurer.



HIGH POINTS-2 & 3



Our Programs and Services grew in reach and depth, as witnessed by a 44.4% increase in total expenses from 8.54 crores in FY 2015 to 12.35 crores in FY 2016. Operating (admin) Expenses Ratio went down from 12.98% in FY 2015 to 11.35% in FY 2016.



We registered 5047 children under YANA—you are not alone – holistic care making the total number of families directly supported to 26184 since our inception in 2004 as Cankids unit of Indian Cancer Society, Delhi branch.




Thank you to each one of our 8 Core Program Service Teams, 7 Care Centers, 45 Hospital Support Unit Teams and Regional Management Teams led by Priti Dhall, Regional Director (RD) west, Mohit Agrawal RD East & Mr. Ravi Kumar-RD South.





HIGH POINTS - 4




We expanded our footprint and services to 78 centers, at 44 centers where we have a CHSU project and at 20 centers worked with our partners Jivdaya Foundation in another 14 Centers providing outstation support and another 2 through Aroh whom we support in Coimbatore and Kochi in South India – making the total & 78 cancer centers reaching over 15000 new cases each year.

Thank you to our CHSU donors – Deutsche Bank India, Corob, Indo Rama Foundation, First Capital Insurance.

Thank you Team National Outreach, Jiv Daya Foundation and Aroh.



HIGH POINTS - 5



Change for Childhood Cancer projects State-wise grew, improved adding on Change for Childhood Cancer in Uttar Pradesh to the existing West Bengal and Tamil Nadu mapping out the childhood cancer incidence, prevalence and treating centers, providing access to care maps, information and referral pathways, expanding and strengthening service partnerships with treating Centers advocating to State Governments, and securing CSR and donor partners to ensure funding and sustainability. Rajasthan and Delhi NCR are other 2 States we have mapped out and still working to raise project funding. We will launch CCC in the state of Punjab in Sept 2017.


Thank you to CSR Partners and donors to these 3 projects – Tamil Nadu – HDFC Life, West Bengal – HT Parekh Foundation and UP – ABFS, EXL Services, DBS India, Gokul and Lakshmi Laroia and Round Table.

Thank you to each one of our 8 Core Program Service Teams, 7 Care Centers, 45 Hospital Support Unit Teams and 4 Regional Management Teams.





HIGH POINTS - 6



We provided Medical Support of Rs 17.38 crores of which Direct medical support was 4.1 crores and our wonderful Social Support teams facilitated Government funding of Rs 13.28 crores.



Thank you all - our Adopt a Child, Medical Assistance Fund, Disease specific Funds and CHSU Donors.




Thanks also to Team Medical Support headed by Dr Haresh Gupta and guided by Chair and Co Chair Board Medical Committee – Dr Amita Mahajan and Neena Manchanda. As well as National Outreach Projects headed by Gini Gulati.






HIGH POINTS - 7




Team Cankids grew to 958, of which 182 are paid staff & 71 regular volunteers. The number of Social Support Team members grew to 107, as we started providing more dietitians, psychologists, teachers and patient navigators to the treating centers through our Cankids Hospital Support Units and Care Centers. Number of Nurses funded by Cankids increased to 11 including 6 at our own Pediatric Palliative Care Center (PPCC). Number of doctors funded increased to 6 including 2 of our own at PPCC.

HIGH POINTS – 7a

Cankids Parent Support Group was christened Path Pradarshak Parivarak Sahayak Group P(3)SG and its membership grew to 554 of which 45 have been trained and empowered as Patient Navigators and serve as employees or Volunteers on reimbursement. Kidscan Konnect, our Teenage and Young Adult Survivor Group increased its membership to 201 of which 14 have been mentored and are CK employees and interns in various Departments.



HIGH POINTS




Thank you to all our Project donors who provide manpower support.

A big thanks to Board Member Srinath Mukherjee, a management consultant with over 30 years of assisting leadership teams transform their businesses. He has conducted 2 visioning and Strategy Workshops in 2016 in addition to driving professionalism and better work culture.

Thanks as well as to Team HR, guided by Board Committee for HR, Governance, Admin and Compliance headed by Vice Chairman Mukul Marwah, a seasoned administrator and bureaucrat retired from Government of India in March 2016. Also to Sonal Sharma, Co Founder Cankids and Board member as well as Director Parents & Survivor Group



HIGH POINTS - 8




Under our Quality Care, Research and Impact Department (QCRI) led on a Honorary basis by Dr Ramandeep Arora, pediatric oncologist, we became Primary Sponsor of the country's first ever multi-center study on Hodgkins Lymphoma. Cankids is also the key facilitator and funder of Fight RB India – a national stakeholder group with 25 participating centers for Retinoblastoma (eye cancer) and Dr Santosh Honavar, an international ocular oncology expert's Vision 2020 Document –to save lives, save vision, save eyes in the next 5 years.



QCRI HOPE study - is a Multi-site Prospective Study to Determine Household Out-of-Pocket Expenditure Incurred by Families of Children Newly Diagnosed with Cancer in India across 16 Centers and aiming to recruit 540 patients in the study and are now ready to undertake an Access to Care multi-centre study of delays in diagnosis and treatment of childhood cancer in India.






We are seeking dedicated funding for this important sphere of work, and are grateful to all our General fund, crowd funding and event donors, who have enabled us to grow this program without project support this far.

Thanks to all QCRI donors – Kanaka Sirpal & Sajeev Cankids Fund for RB, Conquer Cancer Foundation for HOPE and St Balrdicks & Markitt India for seed grants.

As well as to Drs Ramandeeep, Dr Honavar and other doctors who provide their time, guidance, and expertise on an Honorary basis



HIGH POINTS - 9



vCAN – virtual Cankids Assistance Network has been developed and is being rolled out on a Salesforce Platform for NGOs to create a patient information system and database to provide assistance, track patients, follow up. Cankids has been actively working in the last 2 years to be able to use technology for patient beneficiary support and donor management. We have begun working on how to measure and assess impact, how to drive quality care, and to equip ourselves with requisite planning ability, resource and tools.



Our survivor- led CEPAA (Communications, Education, Public Awareness and Advocacy) is actively exploring, learning and using several digital and social media platforms including the Cankids website, FB, Twitter, YouTube channel




Thanks yet again to Board Member Srinath Mukherjee who has developed vCAN and the IT strategy of Cankids and to Volunteer Kanav Khurana and Intern Rahul Mukherjee, as well as to the QCRI, IT & CEPAA teams.





HIGH POINTS - 10

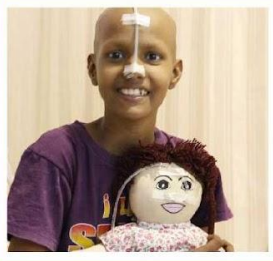


Another exciting new development is the Cankids Pediatric Oncology Outreach Service (CPOOS) under our National Outreach Project, made possible thanks to the engagement of pediatric oncologists who are willing to give their time on an Honorary basis to provide Pediatric Oncology input, guidance, support and expertise to the treating Pediatrician/ Medical Oncologist. At Mahavir Cancer Sansthan Patna, the 1st such service started in 2015.

Monthly POOS by Board Member and Chair Medical Committee Dr Amita Mahajan, has resulted in patient registrations are up by 380%, treatment abandonment is down from more than 50% to less than 10%, and treatment related mortality is down from more than 30% to less than 10%! The 2nd service is by Dr Ramandeep Arora at Safdarjung Hospital in Delhi and by Dr Rakesh Mittal at BHU Varanasi Pediatric Surgery


Thanks to our CHSU donors, Corob.

AS well as to Drs Mahajan, Arora and Mittal who provide honorary time and expertise to Cankids. And a special acknowledgement to Dr Jayabose of Jiv Daya Foundation who works closely with our Teams on this Service






HIGH POINTS - 11



Our work in building capacities and supporting a trained cadre for pediatric oncology has streamlined into 6 different verticals. Including Social Support Teams, Health Professionals, Parent Groups, Survivor Groups, Local and International NGO Partnerships and Team Cankids. In November 2016 we were proud to be invited by the Pediatric Hematology Oncology (PHO) Chapter of the Indian Academy of Pediatrics and organized PHOSSCON 2016- the 1st ever Social Support Conference for pediatric oncology in Indian parallel with PHOCON.

The 3 day Conference in Mumbai including a one day Workshop on Pediatric psycho oncology was attended by 150 people from 17 cities across 11 States with 30 participating social support organizations/philanthropists, 2 international faculty members and 44 national faculty members.




We renamed our Team Outbound from Spandan to C(3) PO – Childhood Cancer Changemakers for Pediatric Oncology and the National Workshop in Delhi on 27-29 Jan was attended by 160 members form Team Cankids and Jivdaya Foundation.

We are seeking dedicated funding for this important sphere of work, and are grateful to all our General fund, crowd funding and event donors, who have enabled us to grow this program without project support this far.


As well, thanks to the Capacity Building Team headed by Sonal Sharma, Co Founder , Board Member and Director Capacity Building.




HIGH POINTS - 12


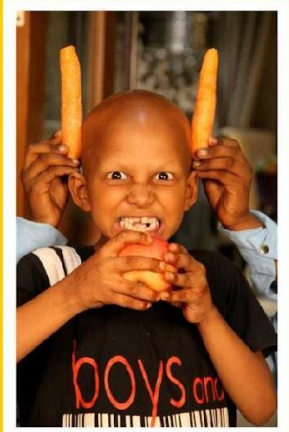


Cankids Advocacy and Stakeholder Initiatives also grew and streamlined. *On 15th February 2015* we launched a Go Gold India #ActNOW for kids with cancer campaign. Gold is the color of childhood cancer – for childhood cancer to be a child health priority in India. Kidscan Konnect, our teenage and young adult childhood cancer Survivors group, truly came of age as 8 key survivors led the 8 Reasons – 8 Demands Advocacy campaign aimed at raising 250000 pledges – one for each child diagnosed with cancer in the world each year, and together with other Cankids teams popularized and pinned the Gold ribbon as a symbol of the bravery and courage of children and their families faced with cancer on ministers, Government officials, doctors, nurses, donors and other stakeholders






Children and families participated in “I Deserve” poster competitions and a Light it Up Gold Taj Mahal campaign – as they learnt to voice their right to best treatment, care and support. Chalo chalein Taj (Let’s go to the Taj), a novel patient engagement and social mobilization initiative, finally brought over 1900 children with cancer, families, childhood cancer survivors and medical and social support teams from all over India to Agra on September 25th, when the Taj did Go Gold – with a 1st ever Childhood Cancer Awareness Exhibition over 3 days, within the Royal Complex of the beautiful monument of love, pledges, gold ribbons and a Go Gold Fiesta.



The State Government of Uttar Pradesh also declared UP Goes Gold and has committed to a Task Force for Childhood Cancer Control Plan in the State. As has the Ministry of Health and Family Welfare in the Center. The WHO Country office has also committed support.

Thank you all the Change for Childhood Cancer in UP Donors and 5th Cankids Childhood Cancer Awareness and TSD Car Rally participants who supported Go Gold UP and Taj Mahal.


As well a big thanks to KCK Survivors and the North India Teams for all the incredible amount of hard work



**Other
Programs
and Services
that deserve
special
mention
include**




HIGH POINTS – 13a



The Treatment Support Program, which developed a public health centered PPSN – Promote , Protect and Share for Nutrition Protocol for nutrition for children with cancer – through provision of a dietitian, equipment, supplementation, ward feeding programs and appropriate counselling and parent and child education on nutrition, hygiene and infection control. Together with TMH the team has developed a Nutrition Management Manual, supported the 8th International Nutrition Workshop at PGIMER Chandigarh and leads and facilitates a Nutrition Stakeholder Group for Pediatric Oncology – POSHAN. In FY 2016 itself we grew from 3 dietitians to 7 and now 9, extending services to 9 cancer centers and 4 Cankids Care Centers. For the 1st time we celebrated and institutionalized Nutrition Week in first week of September and Hand Washing Day on October 15th.




HIGH POINTS – 13b



The Education Team which has got approval under our PPP with MCGM in Mumbai, to extend Canshala – special school for formal education in Mumbai, to BJ Wadia Hospital – a huge first; significantly expanded the Non formal education program to 27 treating centers, providing 21 more teachers/tutors, and opening up 2 more centers for the Cankids Education support Scholarship and merit scholarship program.



HIGH POINTS – 13c



The Pediatric Psycho-Oncology Program (PPOP) which expanded its team to 17, including 12 psycho-oncologists, who serve 31 CHSUs and 5 Care Centers and provided 3584 1-1 special psychological interventions through 1842 clinics, 224 Group Therapy sessions with 1203 beneficiaries, launched Clown and Music Therapy to add to the Expressive Therapy program which already conducted storytelling, art and play therapy.




2255 children received Kekadu Make a Wish Box gifts, Toy Book Bank Libraries were run in 18 CHSUs and 4 Care Centers and Ward decoration programs were undertaken in 14 cancer centers notably JIPMER Pondicherry, JKLone Jaipur, SGMS Jammu under the Child Life Program. PPOP also builds capacities of all teams in Counselling, emotional support and patient navigation. 11 workshops were conducted with 325 Social support teams and Cankids stakeholders, including a 1 day pre-conference workshop on Pediatric psycho-oncology during the 1st PHOSSCON in November 2016.






HIGH POINTS – 13d




Our Pediatric Palliative Care Center (PPCC) celebrated 5 years this August 2017. It is the only stand-alone center in the country with both inpatient, outpatient and ambulatory care service. In its 5 year history, the PPCC has provided in –patient palliative care to 1141 children and their families – of which 517 were new admissions and 642, were re- admissions.



The PPCP has a complete team of qualified doctors, caring nurses, nursing aides, physical therapist, and psychologists. Having 2 full time doctors, 6 nurses, a psychologist, physiotherapist, patient navigators and social support staff, with close support and guidance provided by a UK based Palliative Care specialist makes a big difference in the care that we provide.





On 18th March this year we have started a special 1st of its kind in India Social Support OPDs to provide a holistic approach to the pediatric cancer patients from the Center.- which runs 24x7 with 11 support services and 68 social support clinics each week. During its first three months it has catered to 714 children with 2256 times visits. As our presence in the medical community is strengthening and widening and our team is getting more empowered we are getting closer to our vision of having a flagship pediatric palliative care services.

Thanks to our PPCC team AS well as to Dr. Lindsay Crack, Peter Richardson, Julie & Dr. Veronique Dinand who provide honorary time and expertise to Cankids.

Our thanks to the donors for this projects and programs, who have partially contributed including Mannkind and Cipla.



HIGH POINTS – 13e




Cankids has small admin & IT department including supervisors at our Care centres & 6 people in head quarter. They ably managed facilities, House keeping, Logistics-Travel & Transportations, Inventory, Procurement, Security and assisted in numerous outing, Celebration, events, workshops, awareness activities, that Cankids has all year long.



Our thanks to Admin team headed by Ashok Mehta and Board Committee for HR, Governance, Admin and Compliance headed by Vice Chairman Mukul Marwah.






Our thanks to all the donors for these projects and programs, who have partially contributed including Matrix Cellular for Education, Elgi and I-Leap for PPOP, Mannkind and Cipla for PPCC.

We are seeking dedicated funding for these increasingly important aspects of holistic care, and are grateful to all our General fund, crowd funding and event donors, who have enabled us to grow these programs without complete project support thus far.



HIGH POINTS – 14




Awards & Recognition




The BOG also launched Cankids Gold Hero Awards this year to recognize the outstanding contribution and commitment to Change for Childhood Cancer in India.






The 9 awardees this 1st year were Dr Vinay Jain and Jiv Daya Foundation, Dr Sripad Banavali & Division of Pediatric Oncology, Tata Memorial Hospital Mumbai, Dr Sameer Bakhshi & the Executive team of InPOG, Aditya & Priti Jhunjhunwala of Helping Hands Lucknow, Sh R.L Vohra, Arvind and Monika Vohra of Leukemia Crusaders, 8 Survivor leaders of CanKids KidsCan Konnect, the CEO and CSR of Deutsche Bank India and Ms Aditi Misra & DPS Gurgaon.

Poonam Bagai Founder and Chairman Cankids was one of the 17 recipients of iCongo Rex Karamveer Puruskar 2015-16 and received the award for her work in the field of Cancer in India, most particularly childhood cancer.



CANKIDS ANNUAL AWARDS '17 - MASTER

S no	Award Category	Winner	Rank
1	CanKids Care Centre of the Year	Snehalaya' HAH - Chennai	1
2	CanKids Hospital Support Unit of the Year	Mahavir Cancer Sansthan, Patna	1
3		Tata Memorial Hospital, Mumbai	2
4		JIPMER, Puducherry	3
5	CanKids Department/ Program of the Year	Communication Education Public Awareness & Advocacy (CEPAA)	1
6		Quality Care Research Impact (QCRI)	2
7	CanKids Person of the Year	Huma Anis	1
8		Dr. Dhanshri Pradhan	2
9	CanKids Outstanding Achievement Award	Brijesh Prasad	1
10		Amika Sharma	2
11	CanKids Team Player of the Year	A Yesu Raj	1
12		Asha & Navneet	2
13	CanKids Go to Person of the Year	Hari Belisi Amudha J	1
14		Dr. S M Sohrab Alam	2
15		Ramlal, Sukhvir & Siddarth	3
16	CanKids Problem Solver of the Year	Ashwini Satpute	1
17		Shobha Singh	2
18	CanKids Most Improved Person of the Year	Sumit Mehrotra	1
19		Tinku Paramanick	2
20		Mandira Mukherjee	3
21	CanKids Newcomer of the Year	Pradnya Kasle	1
22		Aditya Kumar Singh	2
23		Sucheta Sohal	3
24	CanKids Patient Navigator of the Year	Abha & Sushila	1
25		Rukhsar Farid	2
26		Seema Adhikane	3
27	CanKids Patient Facilitator of the Year	Anil Kumar	1
28		Rashmi Das	2



FINANCIAL BALANCE SHEET



NDR & Co.
Chartered Accountants

INDEPENDENT AUDITOR'S REPORT

To
The Managing Committee
CanKids...KidsCan
D-7/7, Vasant Vihar,
New Delhi

Report on the Financial Statements

We have audited the accompanying Financial Statements of CanKids...KidsCan, Delhi which comprise the Balance Sheet as at 31st March, 2017, the Income & Expenditure Statement and also the Receipt & Payment Statement for the year then ended and a summary of significant accounting policies and other explanatory information on that date annexed thereto.

Management's Responsibility for the Financial Statements

The Society Management is responsible for the preparation of these financial statements that give a true and fair view of the financial position, financial performance of the Society in accordance with the Accounting Standards issued by the Institute of Chartered Accountants of India. This Responsibility includes the design, implementation and maintenance of internal control relevant to the preparation and presentation of the financial statements that give a true and fair view and are free from material misstatement, whether due to fraud or error.

Auditor's responsibility

Our Responsibility is to express an opinion on these financial statements based on our audit. We conducted our audit in accordance with the standards on Auditing issued by the Institute of Chartered Accountants of India. Those Standards require that we comply with ethical requirements and plan and perform the audit to obtain reasonable assurance about whether the financial statements are free of material misstatement.

An audit involves performing procedures to obtain audit evidence about the amounts and disclosures in the financial Statements. The procedures selected depend on the auditor's judgement, including the assessment of the risks of material misstatement of the financial statements, whether due to fraud or error. In making those risk assessments, the auditor considers internal control relevant to the Society preparation and fair presentation of the financial statements in order to design audit procedures that are appropriate in the circumstances. An audit also includes evaluating the appropriateness of accounting policies

Flat No. 12, Gopala Chamber, 76-A, Rani Jhansi Road, New Delhi-110055
Phone : +91-11-23610202, 43571502 Email : ndrcompany@gmail.com

www.ndrcompany.com





used and reasonableness of the accounting estimates made by management, as well as evaluating the overall financial presentation of the financial statements.

We believe that the audit evidence we have obtained is sufficient and appropriate to provide a basis for our audit opinion.

Opinion

In our opinion and to the best of our information and according to the explanations given to us, the Financial Statements give the information in the manner so required and give a true and fair view in conformity with the accounting principles generally accepted in India.


- i) in the case of the Balance Sheet, of the state of affairs of the Society as at 31st March, 2017, and,
- ii) In the case of the Income & Expenditure Statement, of the excess of income over expenditure of the Society for the year ended on that date.
- iii) In the case of the Receipt & Payment Statement, of the cash flow of the Society for the year ended on that date.

Report on Other Legal and Regulatory Requirements


Further, we report that:

- (a) We have obtained all the information and explanations which to the best of our knowledge and belief were necessary for the purpose of our audit;
- (b) In our opinion, proper books of account, as required by law have been kept by the Society so far, as appears from our examination of such books;
- (c) The Balance Sheet, Income & Expenditure Statement and Receipts & Payment Statement dealt with by this Report are in agreement with the books of account;

Place: New Delhi
Dated: August 25, 2017

For N D R & Co.
Chartered Accountants
Firm Reg. No: 007396N

(Sanjiv Nanda)
Partner
M. No. 086284





CANKIDS...KIDSCAN

BALANCE SHEET
As at 31st March 2017

Amount in Rupees

Particulars	Notes	As at 31.03.2017	As at 31.03.2016
(I) SOURCE OF FUNDS			
Corpus Fund	02	6,10,000	6,00,000
Life Membership Fund	03	3,45,000	2,75,000
Earmarked Fund	04	82,00,000	82,00,000
Capital Grant Fund	05	34,78,948	28,96,057
General Reserve Fund	06	47,48,363	47,27,420
Project Specific Fund	07	1,80,57,604	1,28,92,116
		<u>3,54,39,915</u>	<u>2,95,90,593</u>
(II) APPLICATION OF FUNDS			
Fixed assets			
Gross Block	08	1,01,57,834	76,62,635
Less: Acc. Depreciation/Amortisation		<u>49,45,136</u>	<u>52,12,698</u>
			24,50,937
Investment			
Fixed Deposits	09	1,94,97,962	1,10,75,000
Current Assets, Loan & Advances			
Cash and Bank Balances	10	2,35,37,797	1,75,89,664
Loan & Advances	11	14,75,723	13,08,304
Other Current Assets	12	<u>9,05,083</u>	<u>48,09,607</u>
	(A)	2,59,18,603	2,37,07,575
Less :			
Current Liabilities & Provisions			
Current Liabilities	13	<u>1,51,89,348</u>	<u>92,63,733</u>
	(B)	1,51,89,348	92,63,733
Net Current Assets (A-B)		1,07,29,255	1,44,43,842
		<u>3,54,39,915</u>	<u>2,95,90,593</u>

Significant Accounting Policies 01

The Accompanying Notes forms an integral part of these Financial Statement.
This is the Balance Sheet referred to in our report of even date attached.

For NDR & Co.,
Chartered Accountants
Firm Regn.No.007396N



CA Sanjiv Nanda
CA SANJIV NANDA
M. No. 086284


Place : New Delhi
Date : August 25, 2017

For CANKIDS...KIDSCAN

Poonam Bagai
POONAM BAGAI
Hony. Chairman

Neena Manchanda
NEENA MANCHANDA
Hony. Treasurer

Arvind Kumar
ARVIND KUMAR
Head Finance



CANKIDS...KIDSCAN
STATEMENT OF INCOME & EXPENDITURE
 For the year ended on 31st March 2017

Particulars	Notes	For the period Ended on 31.03.2017			Amount in Rupees
		INR	FCRA	Total	For the Year
					Ended on
					31.03.2016
Income					
Donation Incomes					
- Donation Income		6,90,16,490	5,17,42,072	12,07,58,562	7,94,94,541
Other Incomes					
- Interest from Banks		10,64,971	6,36,215	17,01,186	10,49,757
- Amortisation of Capital Grant		4,93,316	-	4,93,316	4,54,248
- Misc. Income (other than donation)		5,70,195	-	5,70,195	7,15,133
- Liability no longer required written back		17,014	-	17,014	1,15,962
		7,11,61,986	5,23,78,287	12,35,40,273	8,18,29,641
Less:					
Expenditure					
Direct Expenditure					
- Cankids Hospital Support Units	14	2,66,48,207	2,43,65,082	5,10,13,289	3,80,71,950
- Cankids Care Centres	15	1,32,56,819	63,30,395	1,95,87,214	1,32,62,256
Indirect Expenditure					
- Central Core Services	16	2,00,04,904	1,75,13,911	3,75,18,815	2,11,75,356
- Administration Expenses	17	1,02,63,121	37,82,640	1,40,45,761	1,10,84,861
Depreciation	08	9,67,992	3,86,259	13,54,251	17,69,027
		7,11,41,043	5,23,78,287	12,35,19,330	8,53,63,449
Excess/(Short) of Income over Expenditure for the year		20,943	-	20,943	-35,33,808

Significant Accounting Policies 01
 The Accompanying Notes forms an integral part of these Financial Statement.
 This is the Balance Sheet referred to in our report of even date attached.

For NDR & Co.,
 Chartered Accountants
 Firm/Regn. No.007396N



CA SANJIV NANDA
 M. No. 086284


Place : New Delhi
 Date : August 25, 2017

For CANKIDS...KIDSCAN

Poonam Bagai
 POONAM BAGAI
 Hony. Chairman

Neena Manchanda
 NEENA MANCHANDA
 Hony. Treasurer

Arvind Kumar
 ARVIND KUMAR
 Head Finance



CANKIDS...KIDSCAN

STATEMENT OF RECEIPT & PAYMENT
For the year ended on 31st March 2017

Amount in Rupees

Particulars	Notes	Year Ended 31.03.2017	Year Ended 31.03.2016
RECEIPTS			
Opening Cash & Bank Balances			
- Cash in Hand		1,03,808	1,66,622
- Balance with Scheduled bank in Saving Account		1,74,85,856	76,69,677
Donations received during the year			
- General Donation including specific project funds		12,97,15,860	9,10,42,697
- Corpus / Earmarked Donation / Capital Grant		11,56,178	13,34,563
Other Incomes			
- Interest Recd from Banks		17,00,398	10,16,815
- Misc. Income (other than donation)		5,70,195	7,10,440
Amount realised on maturity of Investments		-	3,75,000
		15,07,32,295	10,23,15,814
PAYMENTS			
Operating expenditure paid during the year			
- Cankids Hospital Support Unit		4,77,77,390	3,74,73,092
- Central Core Services		1,85,31,267	2,11,51,464
- Cankids Cares Unit		3,65,89,999	1,34,25,500
- Administration Expenses		1,32,10,291	1,03,87,516
Advances to Staff/Others		1,67,419	82,410
Purchase / (Sale) of Fixed Assets		24,95,170	22,06,168
Investment made in Fixed Deposits		84,22,962	-
Closing Cash & Bank Balances			
- Cash in Hand		54,984	1,03,808
- Balance with Scheduled bank in Saving Account		2,34,82,813	1,74,85,856
		15,07,32,295	10,23,15,814

Significant Accounting Policies

01

The Accompanying Notes forms an integral part of these Financial Statement.
This is the Balance Sheet referred to in our report of even date attached.

For NDR & Co.,
Chartered Accountants
Firm Regn. No.007396N



Sanjiv Nanda
SANJIV NANDA
M. No. 086284


Place : New Delhi
Date : August 25, 2017

For CANKIDS...KIDSCAN

Poonam Bagai
POONAM BAGAI
Hony. Chairman

Neena Manchanda
NEENA MANCHANDA
Hony. Treasurer

Arvind Kumar
ARVIND KUMAR
Head Finance



CANKIDS...KIDSCAN

NOTE: 01 - SIGNIFICANT ACCOUNTING POLICIES

(Forming Part of the Balance Sheet As At 31st March, 2017)

(a) Basis of Preparation

The Financial Statements are prepared under the historical cost convention on accrual basis and in accordance with the generally accepted accounting principles and the applicable Accounting Standards issued by the Institute of Chartered Accountants of India.

(b) Use of Estimates

The preparation of financial statements is in conformity with the generally accepted accounting principles which require the Management to make estimates and assumptions that affect the reported amounts of assets and liabilities on the date of financial statements. Actual results if they differ from those estimates are recognized in the current and future accounting periods.

(c) Revenue Recognition

Donation/Grants

General Donation/Grants Income is recognized as income on receipt basis. Donation/Grants Income for the specific ongoing projects/purpose are recognized as income on accrual basis to the extent of expenditure incurred during the year.

Grant/Donations received for the purpose of acquisition of eligible fixed assets are accounted as capital grants. Such grants/donations are allocated to income over the period and in the proportion in which depreciation on those assets is charged.

Interest Income

Interest income is accounted for on time proportionate basis at the applicable rate of interest.


(d) Fixed Assets and Depreciation

Fixed assets are stated at historical cost less accumulated depreciation. The depreciation is provided as per the written down value method as per Income Tax Act, 1961. However, Fixed Assets acquired from FCRA fund is fully depreciated in the year of purchase.

Further Fixed Assets received in kind as donation from individuals are shown at nominal value at Rupees 1/- in the books of account and Fixed Assets received in kind as donation from other institutions/ societies/ trust, if any, are recognized at certified value given by registered/ independent valuer.



Signature: Bagan Anand Mahesh Anand



CANKIDS...KIDSCAN

(e) Investments

All investments are stated at cost. Provision for diminution, if any, in the value of investments, other than temporary, is made in the books of accounts.

(f) Foreign Currency Transactions

Transactions in foreign currency are accounted for at the exchange rate prevailing on the date of transaction.

(g) Employee Benefits

Gratuity

Gratuity is calculated in the manner prescribed under Income Tax Act, 1961 and is recognized as expense on actual payment basis.

Provident Fund

The Society makes contribution to statutory provident fund account held with the Government in accordance with Employees' Provident Fund and Miscellaneous Provisions Act, 1952. The plan is a defined contribution plan and contribution paid or payable is recognized as an expense in the period in which services are rendered by the employee.

Other short term benefits

Other short-term benefits are recognized as expenses on actual payment basis for the period during which services are rendered by the employee.

(h) Provisions and contingent liabilities


The Society creates a provision when there is a present obligation as a result of a past event that probably requires an outflow of resources and a reliable estimate can be made of the amount of the obligation. A disclosure for a contingent liability is made when there is a possible obligation or a present obligation that may but probably will not require an outflow of resources. Disclosure is also made in respect of a present obligation that probably requires an outflow of resources, where it is not possible to make a reliable estimate of the related outflow. Where there is a present obligation in respect of which the likelihood of outflow of resources is remote, no provision or disclosure is made.

(i) Allocation of Common Expenses

1. **Central Core Services Allocation** – of Core staff and administrative expenses of all the core service programs including Medical Support and Projects, TSP, PPOP, Education, CEPAA, Capacity Building, PSG and KCK. The allocation includes salaries and allowances of the staff. The allocation of Central Core Services to all the CHSU's is as fixed percentage of the net direct cost of the CHSU as decided by the



Bagan
Neeraj Mahila
Anand



CANKIDS...KIDSCAN

management. Where funding is already secured from other donor the same is not charged as allocation.

2. **Central Admin cost allocation:** taken at a fixed percentage of each CHSU or Care Centre budget as decided by the management. (Central admin cost includes Accounts and finance, Audit, monitoring, HR and Resource mobilization expenses).


(j) The annual financials of the Cankids...Kidscan are the consolidation of all the charitable activities run by the Society across the country.


(k) Note 01 to Note 18 form an integral part of the Financial Statement.

(l) The figures have been rounded off to the nearest rupee.

For CANKIDS...KIDSCAN




 Poonam Bagal Neena Manchanda Arvind Kumar
 Hony. Chairman Hony. Treasurer Head Finance



CANKIDS...KIDSCAN

NOTE: 02 - CORPUS FUND

Amount in Rupees

Particulars	As at 31.03.2016	Received during the year	Utilised during the year	As at 31.03.2017
Corpus Fund	6,00,000	10,000	-	6,10,000
	<u>6,00,000</u>	<u>10,000</u>	<u>-</u>	<u>6,10,000</u>

NOTE: 03 - LIFE MEMBERSHIP FUND

Amount in Rupees

Particulars	As at 31.03.2016	Received during the year	Utilised during the year	As at 31.03.2017
Life Membership Fund	2,75,000	70,000	-	3,45,000
	<u>2,75,000</u>	<u>70,000</u>	<u>-</u>	<u>3,45,000</u>

NOTE: 04 - EARMARKED FUND

Amount in Rupees

Particulars	As at 31.03.2016	Received during the year	Utilised during the year	As at 31.03.2017
Cankids Scholarship Fund	21,00,000	-	-	21,00,000
Cankids HAH Corpus Fund	5,00,000	-	-	5,00,000
Sajeev Cankids Retinoblastoma Fund	41,00,000	-	-	41,00,000
Kumar Childern Fund	10,00,000	-	-	10,00,000
After cancer Treatment	5,00,000	-	-	5,00,000
	<u>82,00,000</u>	<u>-</u>	<u>-</u>	<u>82,00,000</u>

NOTE: 05 - CAPITAL GRANT FUND

Amount in Rupees

Particulars	As at 31.03.2016	Received/Receivable during the year	Amortised during the year	As at 31.03.2017
Assets Received from other Society (taken at value of certificate by Independent Valuer)	12,16,170	-	1,43,006	10,73,164
Assets Received in Donation (taken at Rs. 1/- per unit of assets)	509	29	-	538
Assets acquired from Capital Grant	16,79,378	10,76,178	3,50,310	24,05,246
	<u>28,96,057</u>	<u>10,76,207</u>	<u>4,93,316</u>	<u>34,78,948</u>

NOTE: 06 - GENERAL RESERVE FUND

Amount in Rupees

Particulars	As at 31.03.2016	As at 31.03.2017
Opening Balance	82,61,227	47,27,420
Excess/(Short) of Income over Expenditure for the year	-35,33,808	20,943
	<u>47,27,420</u>	<u>47,48,363</u>

For NDR & Co.,
Chartered Accountants
Firm Regn.No.007396N




CA SANJIV NANDA
M. No. 086284



Place : New Delhi
Date : August 25, 2017

For CANKIDS...KIDSCAN

  
POONAM BHATNAGAR NEENA MANCHANDA ARVIND KUMAR
Hon'ry. Chairman Hon'ry. Treasurer Head Finance



CANKIDS...KIDSCAN

NOTE: 07 - PROJECT SPECIFIC FUND

Particulars	Donor	Amount in Rupees			
		As at 31.03.2016	Received/Receivable during the year	Utilised during the year	As at 31.03.2017
7A. Specific INR Project Fund					
CHSU at PGIMS Rohtak and KSCCH, Delhi	Indorama Charitable Trust	64,215	23,68,220	24,32,435	-
CHSU at LTMG Sion, Mumbai	Pankaj Dhandharia, Srikanth Venkatarachi & Venkatarasanam Anantaraman	1,97,614	18,39,633	11,20,972	9,16,275
CHSU at Nair, Mumbai	Hindustan Petroleum Corporation Limited	-	3,20,009	3,20,009	-
CHSU at Wadia, Mumbai	Vijay Sales	-	6,00,000	6,00,000	-
CHSU at Wadia, Mumbai	Baroda Shakti	-	1,00,000	1,00,000	-
CHSU at Sion, Mumbai (PPOP Child Life Project)	ILEAP Foundation	-	7,18,630	6,78,373	40,257
CHSU at NRS Kolkata	J Thomas and Company Private Limited	-	12,00,000	8,24,256	3,75,744
CCC - Palliative Care Centre, Delhi	Cipla Foundation	-	36,69,589	36,69,589	-
CCC - Palliative Care Centre, Delhi	Others	-	1,90,186	1,90,186	-
CCC - HAH Kotla, Delhi	Indian Railway Finance Corporation Limited	10,24,320	-	10,24,320	-
CCC - HAH Kotla, Delhi	Nirja Publication	-	10,00,000	10,00,000	-
CCC - HAH, Kolkata	Bengal Park	-	5,00,000	5,00,000	-
CCC - Canshala, Mumbai	SBI Life Insurance Private Limited	29,026	32,48,700	32,77,726	-
CCC - Canshala Renovation, Mumbai	SBI Life Insurance Private Limited	-	18,49,115	-	18,49,115
CCC - Ching Reintegration, Trivandrum	SBI Life Insurance Private Limited	-	99,100	99,100	-
CCS - MSNHP - Adopt A Child Project	Alysa Charitable Trust	-	2,50,000	2,50,000	-
CCS - Medical Assistance Fund	As per Annexure - I (i)	-	1,01,40,000	1,01,40,000	-
CCS - Treatment Support Program - (Hygiene Kits Project)	SBI Life Insurance Private Limited	8,39,500	8,15,000	9,16,121	7,38,379
CCS - Education	Matrix Cellular International Services	9,74,834	22,50,000	32,24,834	-
CCS - PPOP (Child Life Project)	ELGI Equipment Limited	4,56,223	10,00,000	11,75,378	2,80,845
CCS - PPOP (IleapCankids Fund)	ILEAP Foundation	2,30,445	-	38,166	1,92,279
CCS - Communication Education Public Awareness & Advocacy - I	Max India Foundation	4,00,000	4,00,000	7,39,294	60,706
CCS - Communication Education Public Awareness & Advocacy - II	Cox & King Foundation	2,04,000	5,00,000	4,30,980	2,73,020
CCS - Quality Care Research & Impact - (MRD Project)	Rubina Sapthoo	-	26,14,962	3,52,000	22,62,962
Change for Childhood Cancer (CCC) in UP	As per Annexure : II (i)	-	61,21,537	61,21,537	-
Change for Childhood Cancer (CCC) in Tamilnadu	As per Annexure : III (i)	-	68,17,121	64,26,297	3,90,824
Change for Childhood Cancer (CCC) in West Bengal	As per Annexure : IV (i)	-	80,00,000	17,13,381	62,86,619
Change for Childhood Cancer (CCC) in India	As per Annexure : V (i)	-	73,80,000	73,80,000	-
		44,20,177	6,39,91,802	5,47,44,954	1,36,67,025



Bhagar
Neena Manchanda
Arvind Kumar

7B. Specific FCRA Project Fund

CHSU at IRCH AHMS, Delhi	UK Fund for Charities, Chapel and York Limited	3,20,038	1,17,767	4,08,942	28,863
CHSU at AHMS POD, Delhi	Deutsche Equities India Pvt Ltd.	-	44,69,023	44,69,023	-
CHSU at RGCL, Delhi	Deutsche Equities India Pvt Ltd.	-	10,22,950	9,97,901	25,049
CHSU at MCS Patna	Corob India Private Limited	7,96,474	35,75,146	36,82,440	6,89,180
CHSU at Tata Memorial Centre, Mumbai	Deutsche Equities India Pvt Ltd.	-	82,06,942	70,64,302	11,42,640
CHSU at Apollo, Chennai	Tolaram Corporation Pvt Ltd	2,05,917	37,736	2,43,653	-
CHSU & HAH, Trivandrum	Solemnite Strategic di Pace ONG Onlus	-	13,17,287	13,17,287	-
CHSU at JIPMER, Pondicherry	First Capital Insurance Limited.	2,70,230	12,72,214	12,55,478	2,86,966
CCC - Palliative Care Centre, Delhi	IOM Mankind Charitable Society	-	30,00,000	49,87,833	12,167
CCC - Palliative Care Centre, Delhi	UK Fund for Charities, Chapel and York Limited	-	8,49,519	8,49,519	-
CCC - Canshala, Mumbai (Sports Day)	Deloitte Tax Services India Pvt Ltd.	-	99,000	99,000	-
CCS - Adopt A Child - 100 Project	AT Holdings pte Ltd	5,54,228	52,25,895	47,22,974	10,59,149
CCS - Medical Assistance Fund	As per Annexure - I (ii)	9,34,929	15,90,471	22,75,400	2,50,000
CCS - Capacity Building through National Outreach Program	Jiv Daya Foundation	6,29,978	66,43,663	66,60,296	6,13,345
CCS - NOP Core Team Project	AT Holdings pte Ltd	29,224	-	29,224	-
CCS - Quality Care Research & Impact - I (Sanjeev Cankids RB Fund)	Kanaka Sirpal	-	44,02,698	42,93,637	1,09,061
CCS - Quality Care Research & Impact - II	ST Baldricks Foundation	-	7,42,636	6,47,718	94,918
CCS - Quality Care Research & Impact (HOPE Project)	Conquer Cancer Foundation III	5,41,302	7,08,674	11,70,735	79,241
Change for Childhood Cancer (CCC) in UP	As per Annexure : II (ii)	-	9,45,664	9,45,664	-
Change for Childhood Cancer (CCC) in West Bengal	As per Annexure : IV (ii)	37,76,352	1,30,076	39,06,428	-
Change for Childhood Cancer (CCC) in India	As per Annexure : V (ii)	4,11,267	19,39,566	23,50,833	-
		84,71,939	4,82,96,927	5,23,78,287	43,90,579
		1,28,92,116	11,22,88,729	10,71,23,241	1,80,57,604

For NDR & Co.,
Chartered Accountants
Firm Regn. No.007396N



CA SANJIV NANDA
M. No. 086284


Place : New Delhi
Date : August 25, 2017

For CANKIDS...KIDSCAN

Bhagar
POONAM BAGAI
Hony. Chairman

Neena Manchanda
NEENA MANCHANDA
Hony. Treasurer

Arvind Kumar
ARVIND KUMAR
Head Finance



CANKIDS...KIDSCAN

Annexure - I - Medical Assistance Fund		Amount in Rupees			
S. NO.	Donor	As at 31.03.2016	Received/Receivable during the year	Utilised during the year	As at 31.03.2017
(i) : INR Medical Assistance Fund					
a.	Max India Foundation	-	20,00,000	20,00,000	-
b.	ANI Media Private Limited	-	18,90,000	18,90,000	-
c.	Select Infrastructure Private Limited	-	10,00,000	10,00,000	-
d.	Angira Harang Gupta Charitable Trust	-	6,00,000	6,00,000	-
e.	Mohan Overseas Private Limited	-	5,00,000	5,00,000	-
f.	Sud Chemie India Private Limited	-	5,00,000	5,00,000	-
g.	Satyog Holding Private Limited	-	26,50,000	26,50,000	-
h.	Ogilvy & Mather	-	10,00,000	10,00,000	-
	Sub-Total of (i)	-	1,01,40,000	1,01,40,000	-
(ii) : FCRA Medical Assistance Fund					
a.	Indo American Cancer Association	2,06,469	10,90,471	12,96,940	-
b.	Venkatachalan Krishnakumar	-	5,00,000	2,50,000	2,50,000
c.	Indian Cancer Society	7,28,460	-	7,28,460	-
	Sub-Total of (ii)	9,34,929	15,90,471	22,75,400	2,50,000
	Grand Total	9,34,929	1,17,30,471	1,24,15,400	2,50,000

Annexure - II - Change for Childhood Cancer (CCC) in Uttar Pradesh Fund		Amount in Rupees			
S. NO.	Donor	As at 31.03.2016	Received/Receivable during the year	Utilised during the year	As at 31.03.2017
(i) : INR Change for Childhood Cancer (CCC) in Uttar Pradesh Fund					
a.	Gokul & Lami Laroia	-	10,41,201	10,41,201	-
b.	DBS India	-	8,50,000	8,50,000	-
c.	Round Table, Delhi	-	14,98,000	14,98,000	-
d.	Blela SunLife Assets Management Company	-	25,00,000	25,00,000	-
e.	Friends of KCC Survivors	-	2,32,336	2,32,336	-
	Sub-Total of (i)	-	61,21,537	61,21,537	-
(ii) : FCRA Change for Childhood Cancer (CCC) in Uttar Pradesh Fund					
a.	EXL Services	-	7,00,000	7,00,000	-
b.	Piyush & Ruchira Gupta	-	2,45,664	2,45,664	-
	Sub-Total of (ii)	-	9,45,664	9,45,664	-
	Grand Total	-	70,67,201	70,67,201	-



Boag
Neena Manchanda

Annexure - III - Change for Childhood Cancer (CCC) in Tamilnadu Fund		Amount in Rupees			
S. NO.	Donor	As at 31.03.2016	Received/Receivable during the year	Utilised during the year	As at 31.03.2017
(i) : INR Change for Childhood Cancer (CCC) in Tamilnadu Fund					
a.	HDFC Standard Life Insurance Co. Limited	-	68,17,121	64,26,297	3,90,824
	Grand Total	-	68,17,121	64,26,297	3,90,824

Annexure - IV - Change for Childhood Cancer (CCC) in West Bengal Fund		Amount in Rupees			
S. NO.	Donor	As at 31.03.2016	Received/Receivable during the year	Utilised during the year	As at 31.03.2017
(i) : INR Change for Childhood Cancer (CCC) in West Bengal Fund					
a.	HT Parakh Foundation	-	80,00,000	17,13,381	62,86,619
	Sub-Total of (i)	-	80,00,000	17,13,381	62,86,619
(ii) : FCRA Change for Childhood Cancer (CCC) in West Bengal Fund					
a.	HT Parakh Foundation	37,76,352	1,30,076	39,06,428	-
	Sub-Total of (ii)	37,76,352	1,30,076	39,06,428	-
	Grand Total	37,76,352	81,30,076	56,19,809	62,86,619

For NDR & Co.,
Chartered Accountants
Firm Regn. No. 007396N



CA SANJIV NANDA
M. No. 086284

Place : New Delhi
Date : August 25, 2017


For CANKIDS...KIDSCAN

Boag
Neena Manchanda
Arvind Kumar

POONAM BAGAI
Hony. Chairman

NEENA MANCHANDA
Hony. Treasurer

ARVIND KUMAR
Head Finance



CANKIDS...KIDSCAN

Annexure: V - Change for Childhood Cancer (CCC) in India Fund

Amount in Rupees

S. NO.	Donor	As at 31.03.2016	Received/Receivable during the year	Utilised during the year	As at 31.03.2017
V(i) : INR Change for Childhood Cancer (CCC) in India Fund					
a.	Sushil Kumar Tancja	-	7,80,000	7,80,000	-
b.	Alok Aggarwal	-	5,00,000	5,00,000	-
c.	Mohit Aggarwal (Asian Tea Export)	-	5,00,000	5,00,000	-
d.	Ravi Mehta	-	10,00,000	10,00,000	-
e.	Maruja Jain	-	6,00,000	6,00,000	-
f.	Ashwin Madhav Khandke	-	2,00,000	2,00,000	-
g.	R S Gupta	-	10,00,000	12,00,000	-
h.	Poonam Bagai	-	5,00,000	5,00,000	-
i.	Satish Dhawan	-	5,00,000	5,00,000	-
j.	Sarin Properties LLP	-	3,00,000	3,00,000	-
k.	DP Rai Ahuja & Karan Dewan Ahuja	-	5,00,000	5,00,000	-
l.	Arvind Naraswami and Family	-	1,00,000	1,00,000	-
m.	Rajul & Rubani Garg	-	2,00,000	2,00,000	-
n.	Michael Runki Fernandez	-	-	-	-
	Sub-Total of V(i)	-	73,80,000	73,80,000	-
V(ii) : FCRA Change for Childhood Cancer (CCC) in India Fund					
a.	Givola Pte Ltd	-	-	-	-
b.	Global Project hope	2,60,318	-	2,60,318	-
c.	Harish Chandra	10,000	-	10,000	-
d.	Indian Cancer Society	1,40,949	-	1,40,949	-
e.	Piyosh & Ruchira Gupta	-	10,00,000	10,00,000	-
f.	Ilango Prashina	-	25,000	25,000	-
g.	Li and Fung Foundation	-	1,82,660	1,82,660	-
h.	My Room Foundation	-	1,82,566	1,82,566	-
i.	Westpac Banking Corporation	-	50,000	50,000	-
j.	Secmi Tshalyan	-	5,00,000	5,00,000	-
	Sub-Total of V(ii)	4,11,267	19,39,566	23,50,833	-
	Grand Total	4,11,267	93,19,566	97,30,833	-

For N D R & Co.,
Chartered Accountants
Firm Reg. No. 027596N



C N SAKSHI NANDA
M. No. 086284

Place : New Delhi
Date : August 25, 2017

For CANKIDS...KIDSCAN

Poonam Bagai
POONAM BAGAI
Hony. Chairman

Neena Manchanda
NEENA MANCHANDA
Hony. Treasurer

Arvind Kumar
ARVIND KUMAR
Head Finance

CANKIDS...KIDSCAN

NOTE: 68 - FIXED ASSETS

DESCRIPTION OF ASSETS	RATE %	Gross Block			Depreciation/Amortisation			Net Block		
		AS AT 31/03/2016	ADDITIONS DURING THE YEAR	SOLD/DISCARD DURING THE YEAR	AS AT 31/03/2017	AS AT 31/03/2016	DEPRECIATION FOR THE YEAR	SOLD/DISCARD DURING THE YEAR	AS AT 31/03/2017	AS AT 31/03/2016
8A. ASSETS PURCHASED (INR Funds)										
Furniture & Fixtures	10%	7,34,204	2,25,667	-	9,57,866	1,64,439	77,151	-	2,41,990	7,15,876
Office Equipment	15%	4,72,210	5,48,121	-	7,45,331	1,21,630	94,870	-	2,16,300	5,83,331
Plant & Machinery	15%	2,62,977	9,500	-	2,24,477	43,986	21,500	-	83,946	1,27,431
Computers	60%	3,96,429	4,36,250	-	10,36,779	4,46,292	2,76,127	-	7,16,419	3,14,346
Software	60%	20,750	17,200	-	37,950	19,820	10,878	-	30,498	7,222
Vehicle	15%	-	-	-	-	-	-	-	-	900
		19,91,670	10,32,733	-	30,24,403	8,15,977	4,74,679	-	12,50,651	17,33,750
8B. ASSETS PURCHASED (FCRA Funds)										
Furniture & Fixtures	10%	6,200	-	-	6,200	2,600	495,863	-	6,200	-
Office Equipment	15%	7,600	69,865	-	71,465	7,600	-	-	77,565	-
Plant & Machinery	15%	97,800	-	-	97,800	97,800	-	-	97,800	-
Computers	60%	13,73,340	3,16,294	-	16,91,634	13,75,340	3,16,294	-	16,91,634	-
Software	60%	-	-	-	-	-	-	-	-	-
		14,86,990	3,86,259	-	18,73,249	14,86,990	3,86,259	-	18,73,249	-
8C. ASSETS RECEIVED FROM OTHER SOCIETY										
Furniture & Fixtures	10%	12,20,212	-	-	12,20,212	3,75,154	84,506	-	4,39,660	7,66,552
Office Equipment	15%	1,71,914	-	-	1,71,914	74,736	14,609	-	80,965	83,699
Electrical Installation	10%	33,729	-	-	33,729	16,376	2,336	-	13,706	21,023
Plant & Machinery	15%	4,19,613	-	-	4,19,613	1,81,243	35,725	-	7,17,800	2,02,613
Vehicle	15%	4,995	-	-	4,995	2,158	426	-	3,284	2,411
Computers	60%	98,607	-	-	98,607	93,673	2,636	-	36,309	1,758
Software	60%	1,00,373	-	-	1,00,373	92,876	1,668	-	48,294	1,799
		26,48,903	-	-	26,48,903	8,32,712	1,42,960	-	9,75,222	10,73,164
8D. ASSETS RECEIVED IN DONATION										
Fixed Assets	NIL	500	29	-	528	-	-	-	528	509
		500	29	-	528	-	-	-	528	509
8E. ASSETS ACQUIRED FROM CAPITAL GRANT										
Furniture & Fixtures	10%	8,18,707	8,86,134	-	17,04,841	1,25,699	1,15,777	-	2,11,478	14,03,565
Office Equipment	15%	7,14,676	1,06,234	-	8,21,670	1,55,090	1,00,988	-	2,56,078	6,14,992
Computers	60%	2,26,380	33,450	-	2,59,830	94,240	89,319	-	1,83,559	76,271
Vehicle	15%	3,75,800	-	-	3,75,800	88,156	44,223	-	1,24,363	2,59,617
		21,35,563	10,26,718	-	31,62,281	4,59,185	3,50,319	-	4,95,468	24,05,245
		76,21,635	24,85,919	-	1,01,07,514	20,96,884	13,54,251	-	49,40,336	92,13,898

For N D R & Co.,
Chartered Accountants
Firm Reg. No. 027596N



C N SAKSHI NANDA
M. No. 086284


Place : New Delhi
Date : August 25, 2017

For CANKIDS...KIDSCAN

Poonam Bagai
POONAM BAGAI
Hony. Chairman

Neena Manchanda
NEENA MANCHANDA
Hony. Treasurer

Arvind Kumar
ARVIND KUMAR
Head Finance



CANKIDS...KIDSCAN

NOTE: 09 - INVESTMENTS

Particulars	As at 31.03.2017			As at 31.03.2016		
	INR	FCRA	Total	INR	FCRA	Total
	Fixed Deposits with Banks					
- From INR Account	1,94,97,962	-	1,94,97,962	1,10,75,000	-	1,10,75,000
- From FCRA Account	-	-	-	-	-	-
	1,94,97,962	-	1,94,97,962	1,10,75,000	-	1,10,75,000

NOTE: 10 - CASH AND BANK BALANCES

Particulars	As at 31.03.2017			As at 31.03.2016		
	INR	FCRA	Total	INR	FCRA	Total
	Cash in Hand	54,984	-	54,984	1,03,808	-
Balances with Scheduled Banks :						
-In INR Savings Account	1,40,69,560	-	1,40,69,560	58,44,879	-	58,44,879
-In FCRA Savings Account	-	94,13,253	94,13,253	-	1,16,40,977	1,16,40,977
	1,41,24,544	94,13,253	2,35,37,797	59,48,687	1,16,40,977	1,75,89,664

NOTE: 11 - LOANS AND ADVANCES

Particulars	As at 31.03.2017			As at 31.03.2016		
	INR	FCRA	Total	INR	FCRA	Total
	Advance to Staff	86,987	-	86,987	1,47,424	4,000
Prepaid Expenses	58,878	-	58,878	24,268	-	24,268
Others	96,921	8,750	1,05,671	1,37,652	13,016	1,50,668
PF Contribution recoverable from Employee	44,187	-	44,187	6,01,944	-	6,01,944
Security Deposit	11,80,000	-	11,80,000	3,80,000	-	3,80,000
	14,66,973	8,750	14,75,723	12,91,288	17,016	13,08,304

NOTE: 12 - OTHER CURRENT ASSETS

Particulars	As at 31.03.2017			As at 31.03.2016		
	INR	FCRA	Total	INR	FCRA	Total
	TDS Recoverable	2,31,375	-	2,31,375	2,61,221	-
Accrued Interest	1,23,778	-	1,23,778	2,06,646	-	2,06,646
Receivable from Donors	5,49,930	-	5,49,930	15,99,993	27,41,747	43,41,740
	9,05,083	-	9,05,083	20,67,860	27,41,747	48,09,607

NOTE: 13 - CURRENT LIABILITIES

Particulars	As at 31.03.2017			As at 31.03.2016		
	INR	FCRA	Total	INR	FCRA	Total
	Sundry Creditors	90,24,665	18,14,496	1,08,39,161	61,46,517	16,83,589
TDS Payable	2,74,450	28,306	3,02,756	-	-	-
PF Payable	2,06,495	1,05,432	3,11,927	12,74,001	-	12,74,001
Professional Tax Payable	2,800	800	3,600	-	-	-
Salary Payable	25,93,652	7,94,559	33,88,211	16,865	977	17,842
Expenses Payable	2,67,389	76,304	3,43,693	1,41,784	-	1,41,784
	1,23,69,451	28,19,897	1,51,89,348	75,79,167	16,84,566	92,63,733

For NDR & Co.,
Chartered Accountants
Firm Regn No.007396N

Sanjiv Nanda

CA SANJIV NANDA
M. No. 086284

Place : New Delhi
Date : August 25, 2017

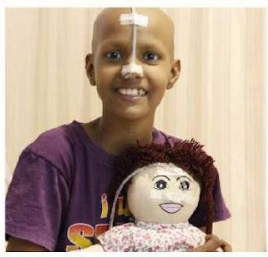



For CANKIDS...KIDSCAN

Poonam Bagai
POONAM BAGAI
Hony. Chairman

Neena Manchanda
NEENA MANCHANDA
Hony. Treasurer

Arvind Kumar
ARVIND KUMAR
Head Finance



CANKIDS...KIDSCAN

NOTE: 14 - CANKIDS HOSPITAL SUPPORT UNITS

Particulars	For the year ended on March, 2017			Amount in Rupees
	INR	FCRA	TOTAL	For the year ended on March, 2016
Medical & Hospital Program	2,03,48,542	2,03,11,008	4,06,59,550	2,96,13,336
Psy. Counselling & Emotional Support Program	28,72,425	19,26,749	47,99,174	32,85,744
Reintegration & Education Program	7,54,841	8,98,304	16,53,145	25,31,264
Awareness & Advocacy Program	1,21,383	96,756	2,18,139	4,24,168
Capacity Building	25,51,016	11,32,265	36,83,281	22,17,438
	2,66,48,207	2,43,65,082	5,10,13,289	3,80,71,950

PROJECTWISE CHSU'S DIRECT EXPENSES *

Region	City	Code	For the year ended on March, 2017	For the year ended on March, 2016
Northern Region				
AIMS POD	Delhi	AIMS	42,19,749	34,00,328
AIMS IRCH	Delhi	IRCH	84,73,054	64,74,042
AIMS RP Center	Delhi	RPCE	3,92,760	4,05,963
Safdurjung	Delhi	SAFD	15,90,672	11,64,404
KSCH	Delhi	KSCH	12,33,754	8,97,741
GTB Shahdara	Delhi	GTBS	4,92,976	4,33,585
RGCI	Delhi	RGCI	9,89,991	2,61,145
Apollo	Delhi	APOD	8,55,416	11,52,340
Max	Delhi	MAXD	63,217	31,302
Medanta	Gurgaon	MEDG	3,222	36,773
Shroff Eye Center	Delhi	SCHR	46,554	24,365
KGUMU	Lucknow	KGUM	20,29,063	11,53,517
PGIMS	Richtak	PGIM	5,66,121	5,41,849
MCS	Patna	MCSP	35,68,619	24,14,352
IGMC	Shimla	IGMS	3,31,562	3,19,028
IGMJ	Jammu	IGMJ	5,24,606	5,59,478
SMS	Jaipur	SMSJ	5,29,877	2,20,573
JK Lone	Jaipur	JKLN	2,78,040	
MAMC	Delhi	MAMC	2,17,686	54,538
RML	Delhi	RML	2,05,611	35,029
Hamdard Jamia	Delhi	HAM	24,909	
Southern Region				
Adyar	Chennai	ADYA	7,16,817	3,25,290
SRMC	Chennai	SRMC	12,212	4,71,753
ICH Hemat	Chennai	ICHH	9,90,310	1,39,663
ICH Surgery	Chennai	ICHS	4,02,580	57,378
Apollo	Chennai	APDC	3,52,953	5,85,321
KKTC	Chennai	KKTC	8,790	1,05,339
KCC	Trivandrum	RCCT	7,60,073	5,97,477
JIPMER	Pondicherry	JIPM	11,10,087	4,34,703
NH	Bangalore	NHBA	6,09,556	61,346
LV Prasad	Hyderabad	LVPH	6,37,300	625
Center for Sight	Hyderabad	CFSH	6,00,000	9,000
MMH	Madurai	MMHM	4,21,055	5,49,712
Eastern Region				
SGRCC Thakore Pokore	Kolkata	SGRC	13,03,945	4,16,550
MCK IHM	Kolkata	MCKK	23,22,686	15,08,439
NRS	Kolkata	NRSK		3,37,698
SSKM	Kolkata	SSKM	4,43,978	4,12,250
TMC	Kolkata	TMCK	15,61,160	15,55,768
NRS	Kolkata	NRS	16,82,200	20,53,372
Western Region				
TMH	Mumbai	TMHM	46,81,388	46,09,391
Wadia	Mumbai	WADI	23,88,363	18,67,633
LTMG Sion	Mumbai	LTMG	15,56,898	13,20,088
Nair	Mumbai	NAIR	4,99,710	2,66,499
GCRI	Ahmedabad	GCRI	7,37,747	5,21,949
GMC	Nagpur	GMCN	5,36,422	3,34,474
		CHSU'S TOTAL	5,10,13,289	3,80,71,950

* Excludes common expenses allocation (Refer Note 1(i))

For NDR & Co.,
Chartered Accountants
Firm Regn No. 007396N

CA SANJIV NANDA
M. No. 086284

Place : New Delhi
Date : August 25, 2017




For CANKIDS...KIDSCAN

POONAM BAGAI
Chairman

NEENA MANCHANDA
Hon. Treasurer

ARVIND KUMAR
Head Finance



CANKIDS...KIDSCAN

NOTE: 15 - CANKIDS CARE CENTRES *

Particulars	For the year ended on March, 2017			Amount in Rupees
	INR	FCRA	TOTAL	For the year ended
				TOTAL
Pediatric Palliative Care Centre, Delhi	37,94,890	53,96,388	91,91,278	66,49,543
Home away from Homes (4 Homes)	63,88,127	8,35,007	72,23,134	42,88,891
Canhala Special School, Mumbai	30,73,802	99,000	31,72,802	23,23,822
IAAI- Set up	-	-	-	-
	1,32,56,819	63,30,395	1,95,87,214	1,32,62,256

* Excludes common expenses allocation (Refer Note 1(i))

NOTE: 16 - CENTRAL CORE SERVICES

Particulars	For the year ended on March, 2017			Amount in Rupees
	INR	FCRA	TOTAL	For the year ended
				TOTAL
Medical & Hospital Program	9,97,284	74,17,924	84,15,208	41,05,833
Treatment Support Program	1,40,320	-	1,40,320	79,085
Psy. Counselling & Emotional Support Program	9,53,743	-	9,53,743	4,03,105
Reintegration & Education Program	20,81,219	-	20,81,219	2,80,734
Awareness & Advocacy Program	22,84,678	16,99,286	39,83,964	1,89,464
Quality Care Research & Impact	5,17,103	56,97,130	62,14,233	52,51,595
Capacity Building	32,57,402	3,82,376	36,39,778	16,89,069
PSSG Parent Support Group	77,429	-	77,429	1,98,350
KidsCan Kennet Survivor Group	81,955	-	81,955	16,684
National Outreach Project	31,28,780	10,74,398	42,03,178	29,12,466
Program Staff Cost	64,84,991	12,42,797	77,27,788	60,48,970
	2,00,04,904	1,75,13,911	3,75,18,815	2,11,75,356

NOTE: 17 - ADMINISTRATION EXPENSES

Particulars	For the year ended on March, 2017			Amount in Rupees
	INR	FCRA	TOTAL	For the year ended
				TOTAL
Administration Expenses	26,17,549	35,44,704	61,62,253	42,57,518
Finance & Accounts	34,59,753	-	34,59,753	27,69,603
Human Resources	21,43,613	26,250	21,69,863	15,08,820
Management Planning & Meetings	32,951	852	33,803	4,375
MIS-MSPA	1,92,892	2,10,834	4,03,726	-
Resource Mobilization	13,03,026	-	13,03,026	8,59,672
Fund Raising Expense	5,13,337	-	5,13,337	16,84,876
	1,02,63,121	37,82,640	1,40,45,761	1,10,84,864

For NDR & Co.,
Chartered Accountants
Firm Regn. No.007396N



CA SANJIV NANDA
M. No. 086284


Place : New Delhi
Date : August 25, 2017

For CANKIDS...KIDSCAN

Poonam Bagat
POONAM BAGAT
Chairman

Neena Manchanda
NEENA MANCHANDA
Hon'y. Treasurer

Arvind Kumar
ARVIND KUMAR
Head Finance



CANKIDS...KIDSCAN

NOTE: 18 - NOTES ON ACCOUNTS

(a) During the year, CanKids...KidScan received donations of Rs. 21,000/- (Previous Year: Rs. 1,55,200/-) as anonymous donation. However, the aggregate amount is within the permissible limit (i.e. less than 5% of the total donation received during the year), hence not treated as taxable donation.

(b) During the year, the Society has incurred the expenses from INR account to facilitate the running of ongoing FCRA projects & program activities, and an amount of Rs. 22,11,527/- is outstanding as on March 31, 2017 (Previous Year: Rs. 42,43,232/-), which will be transferred to INR account in next financial year.


(c) Under a Government of India notification no. S.O. 1431 dated 14-05-2010, NGOs were exempted from PF scheme till March, 2015. However, at the time of de merging from Indian Cancer Society Delhi, in June 2012, all eligible employees under PF continued to remain under the scheme. Under notification no. Coord./1/(1)(2010) dated 7 September 2015, the NGO exemption was withdrawn. In compliance of Employees Provident fund and Miscellaneous Provisions Act, 1952, the Board of Governors resolved to cover all the employees who are eligible under the scheme after March 2015. During the year, the Society has paid Rs. 12,74,001/- including employee contribution of Rs. 6,01,944/- to discharge the liability till March 2016. Further, interest / penalty on late payment of said amount is not advised by PF department, hence not provided in the books of accounts.

(d) The Society follows project accounting in case of specific projects, resultant unutilized amount of specific project funds has been shown as a 'Project Fund' in the Balance Sheet. Similarly, in case if the Society spent excess amount against the amount received for specific projects, such amount has been shown as 'Recoverable from Donor' upto the amount spend/utilized on the same projects.



Bagon Anu Mahesh Anand





CANKIDS...KIDSCAN

(e) Details of specified bank notes (SBN) held and transacted during the period from November 08, 2016 to December 30, 2016

Particulars	Demonetise notes
Closing cash in hand as on Nov 08, 2016	6,59,000.00
Add: Permitted receipts	0.00
Less: Permitted Payments	0.00
Less: Amount deposited in Banks	6,59,000.00
Closing balance	0.00

- Apart from above Rs. 730/- of other denominated notes also deposited into bank during the said period.

(f) Figures for the previous year have been regrouped/reclassified/reinstated, wherever considered necessary.

For N D R & Co.
Chartered Accountants
Firm Reg. No. 007396N



CA Sanjiv Nanda
Partner
M.No. 086284




For CANKIDS...KIDSCAN


Poonam Bagai
Hony. Chairman


Neena Manchanda
Hony. Treasurer


Arvind Kumar
Head Finance

Place: New Delhi
Dated: August 25, 2017



For all those of you who have played any part of this The Board of Governors of Cankids Society cannot thank you enough. Your support and contribution in any way whatsoever, big or humble, is invaluable. You have chosen to make a difference, and that is what counts.

On behalf of the Board of Governors of Cankids —

Poonam Bagai

Chairman & Founder, Cankids.

Phone : +919811525745 Email :

poonambagai@cankidsindia.org

Website : www.cankidsindia.org